
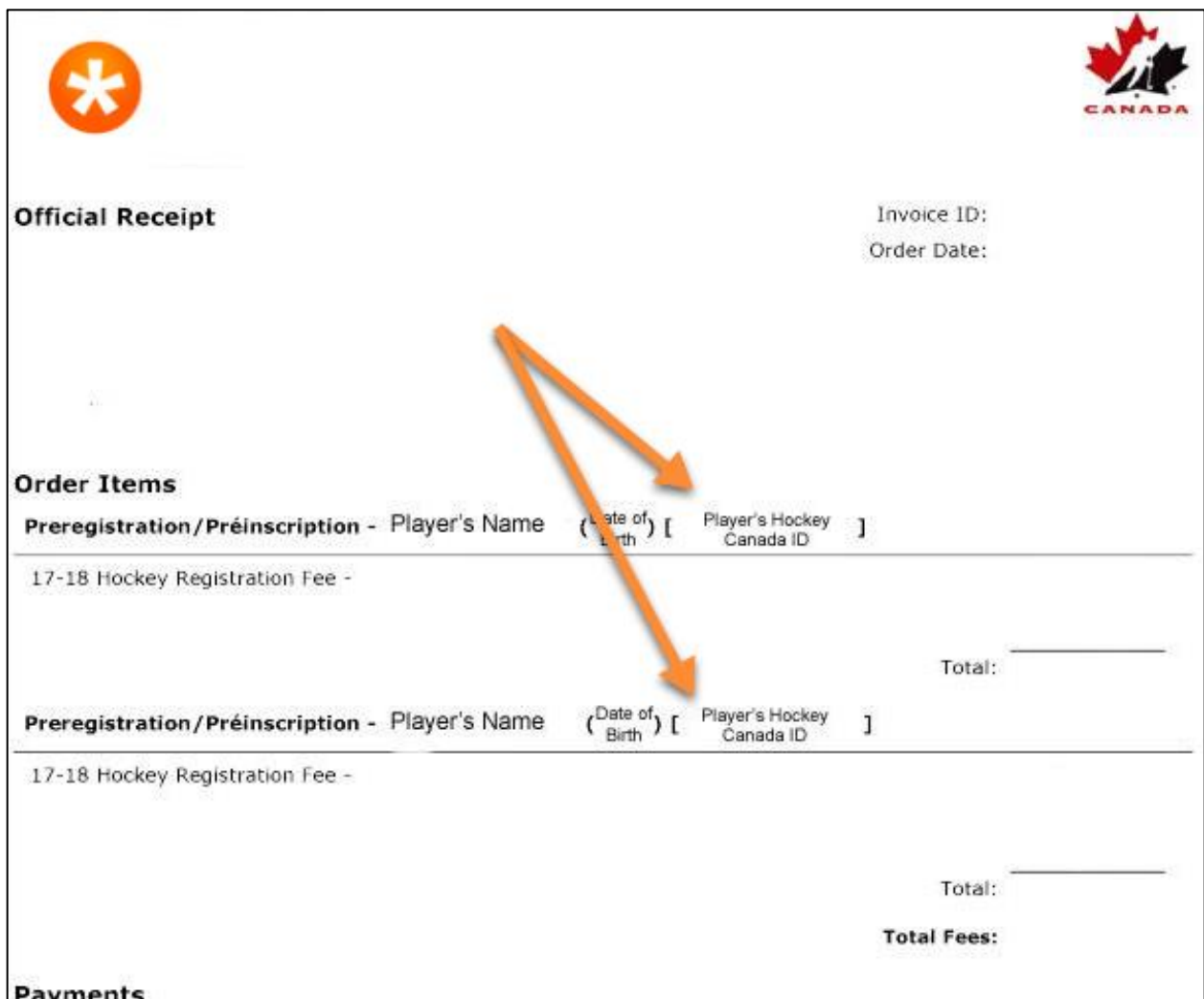




Find your ID in your Hockey Canada Registry (HCR) Account

1. Go to the Hockey Canada registry website at hcr.hockeycanada.ca
2. Enter your login credentials and click **Log In - Connexion**
3. Go to **My Registration History**
4. Click **Print Receipt** below your most recent registration
5. Click **Open** on the pop up that appears at the bottom of your screen



6. Your Hockey Canada ID(s) will be displayed on your registration receipt



Official Receipt Invoice ID: _____
Order Date: _____

Order Items

Preregistration/Préinscription - Player's Name	(Date of Birth)	Player's Hockey Canada ID
17-18 Hockey Registration Fee -		
		Total: _____
Preregistration/Préinscription - Player's Name	(Date of Birth)	Player's Hockey Canada ID
17-18 Hockey Registration Fee -		
		Total: _____
		Total Fees: _____

Payments



4



presents
RESPECT IN SPORT
For Hockey Canada Parents

PROGRAM STATUS: **CERTIFIED**
CERTIFICATION #: /
RE-CERTIFICATION DATE: /

PROGRAM ACCESS

HANDOUTS

PARTNERS

RE-CERTIFY NOW

PROFILE PAGE

Statistics

Profile Creation Date:
Certification #:
Imported Certificate? No

Last Completed Module/Section: Completion Survey/Completion Survey
Current Certification Date: Re-certification Date:

Please choose a section

PROFILE INFORMATION

RESET YOUR PASSWORD

PERSONAL SETTINGS

CHILD MANAGEMENT

5 This will allow you to perform child management functions for your profile.

PROGRAMS AND ASSOCIATIONS

PAYMENT RECEIPT

PRINT CERTIFICATE(S)

RE-CERTIFY NOW

Section Information

CHILD MANAGEMENT

In order for your association to receive record of your certificate, your child/children **MUST** be added to your profile!

Child 1	
Full Name	Birth Date
Association	Gender
HCR ID	

Child 2	
Full Name	Birth Date
Association	Gender
HCR ID	

ADD CHILD
Add a child to your profile

EDIT CHILD
Edit selected child record

View in Français

Find your ID in your Respect in Sport (RIS) Account

1. Go to the Respect in Sport – [Click Here to Link to the Hockey AB RIS Parent Website.](#)
 2. Click to select your language preference
 3. Enter your login credentials (username and password) and click **Login**
 4. Click on **Profile**
 5. Click on **Child Management**
 6. Once in **Child Management**, you will see Hockey Canada ID(s) for your players
-

Contact Your Minor Hockey Association or Branch Office

If the above two options do not work for you, you can reach your Minor Hockey Association (MHA) or branch office for assistance.

What's Next

Once you have entered your Hockey Canada ID in your TeamSnap registration, it will be stored for future registrations.